


MEF METAL visiable systems

ADRES
Altıntepe Mah.Köknarlı Sk.
Veli Dede Apt. No:2 D:3
Maltepe/İSTANBUL

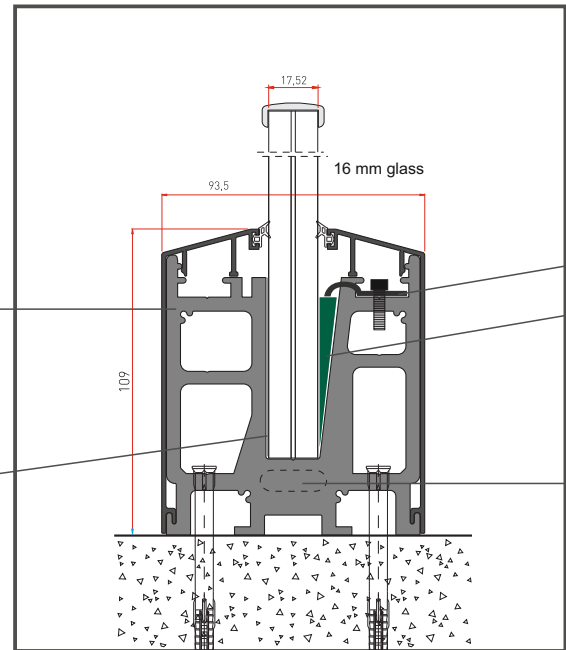
İLETİŞİM
Tel: +90 216 388 74 56
Faks: +90 216 417 87 57

İLETİŞİM
info@mefmetal.com.tr
www.mefmetal.com.tr



Profile Code
6548

Spacer



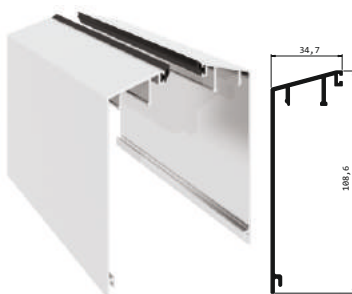
Wedge Locking

Plastic Wedge

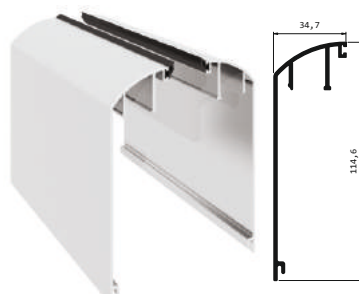
Bubble Level

MEF visible on floor glass supporting systems distinguish your valuable projects with its durability, aesthetic and being a brand new system. Floor fixings which are produced from aluminium provides the durability by making the connection between floor and glass. Aesthetic view appears when floor fixing parts are closed by cap profile. You will create the difference with different color variations of cap profiles.


System Covers



Code C50-6549

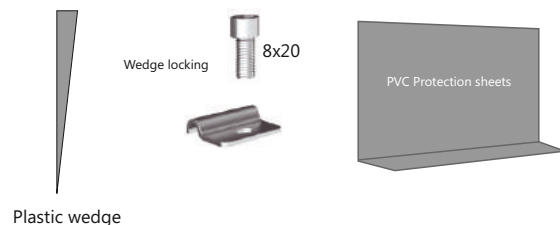



Code C50 - 6596


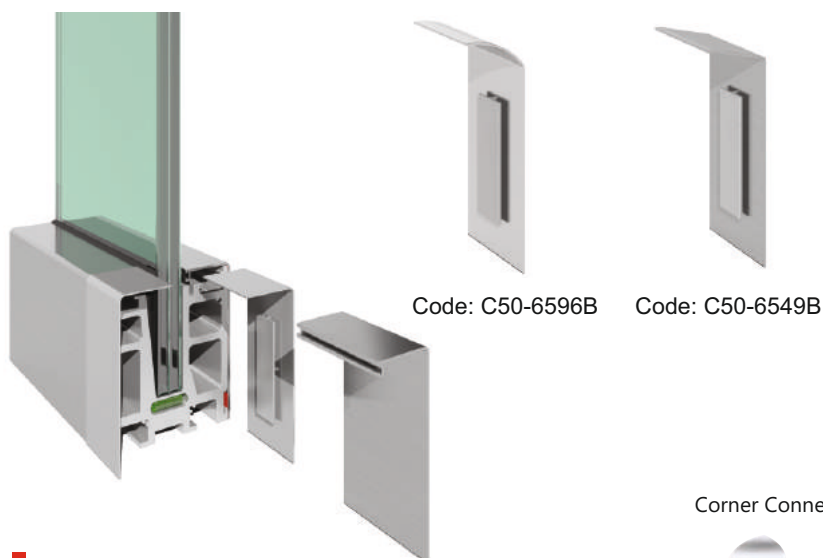


Code C50-6577


System Components



Cover Merge Caps



Ready Corners



C50-6549-90A



C50-6549-90B

Endcaps




Code: C50-6577 K

Code: C50-6596 K

Code: C50-6549 K

Alignment Profiles

C50-6297
Alignment profile




C50-6825
Sealing profile



Installation Details




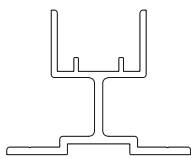
C50-6944
Cover Support Profile



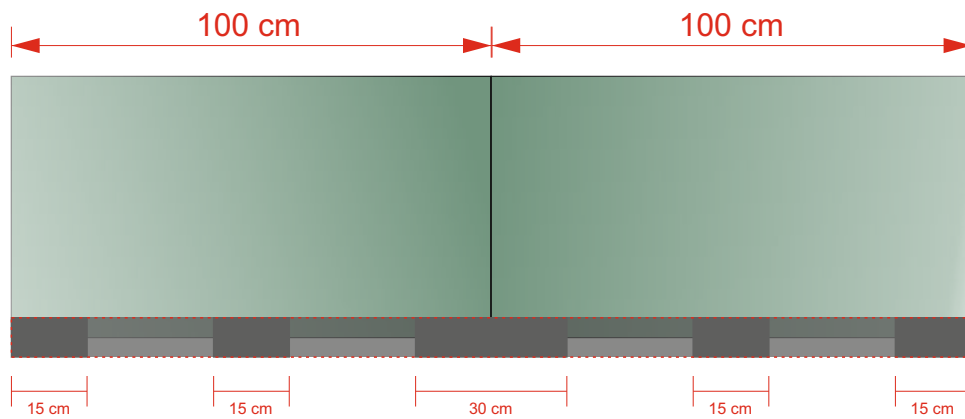
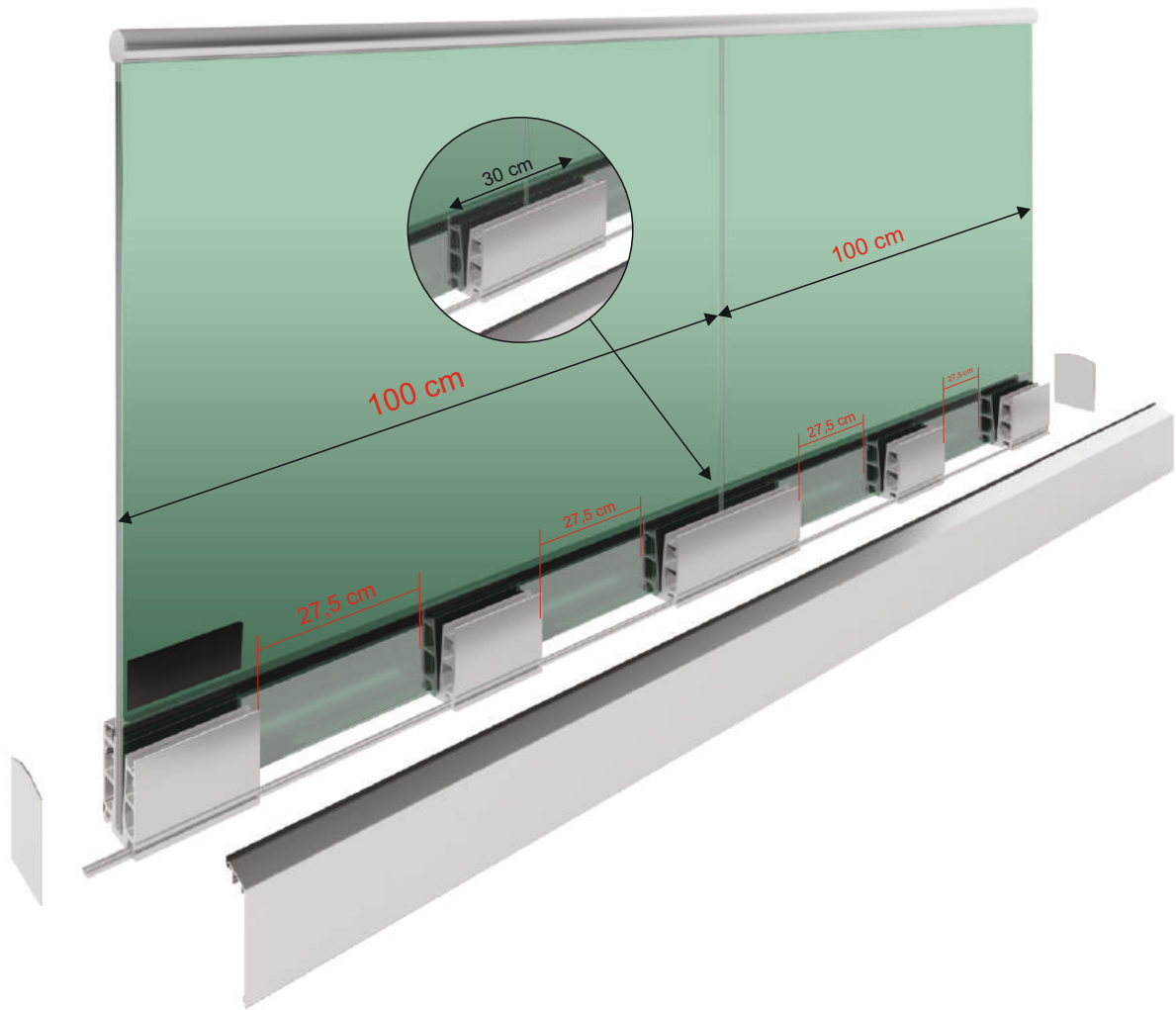
* Standard length of C50-6944 is 6 meters.
* Special dimensions can be produced.

Led light supporting profile

C50-6961
Led light supporting profile



Montage Details

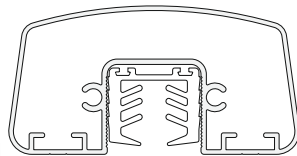




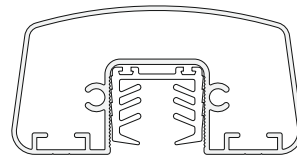
On glass profile for 12 mm
safety glass with gasket inside

On glass profile for 16 mm
safety glass with gasket inside

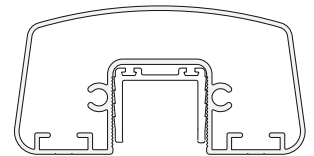
On glass profile for 20 mm
safety glass with gasket inside



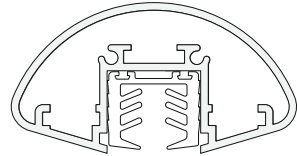
PR-6948/12



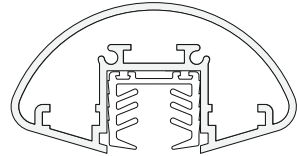
PR-6948



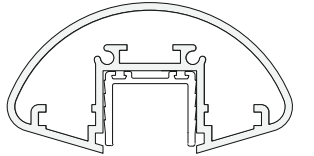
PR-6948/20



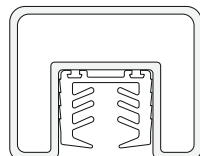
PR-6423/12



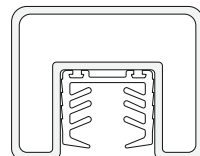
PR-6423



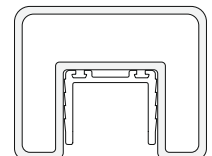
PR-6423/20



PR-7271/12



PR-7271



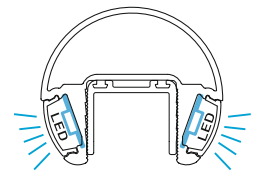
PR-7271/20



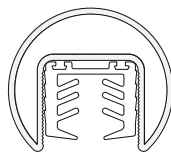
PR-9183/12



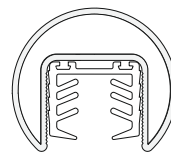
PR-9183



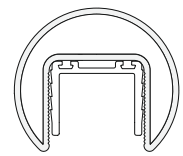
PR-9183/20



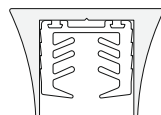
PR-6539/12



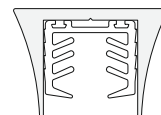
PR-6539



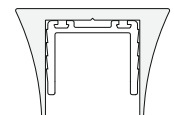
PR-6539/20



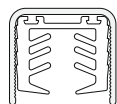
PR-6832/12



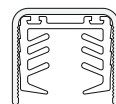
PR-6832



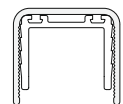
PR-6832/20



PR-6540/12



PR-6540

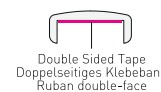


PR-6540/20



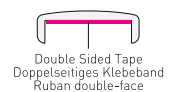
Double Sided Tape
Doppelseitiges Klebeband
Ruban double-face

PR 7426



Double Sided Tape
Doppelseitiges Klebeband
Ruban double-face

PR 6728



Double Sided Tape
Doppelseitiges Klebeband
Ruban double-face

PR 6936



AK-6948D



AK-6948B



AK-6948F



AK-6948TA



AK-6423F



AK-6423B



AK-6423D



AK-6423TS



AK-7271B



AK-7271D



AK-7271TA



AK-7271F



AK-9183F



AK-9183D



AK-9183B



AK-9183TA



AK-6539F




AK-6539D



AK-6539B



AK-6539TA



AK-6539C



AK 6832F



AK 6832B



AK 6832D



AK 6832T



AK-6540TA



AK-6540F



AK-6540V



AK-6540H



AK-6540KD




AK-6540KD1



AK-6540B



AK-6540T



AK-6540C



AK-6728F



AK-6728D1
90°C Corner



AK-6728D2
135°C Corner




visible systems

www.mefmetal.com.tr

CA50


in - floor glass supporting system



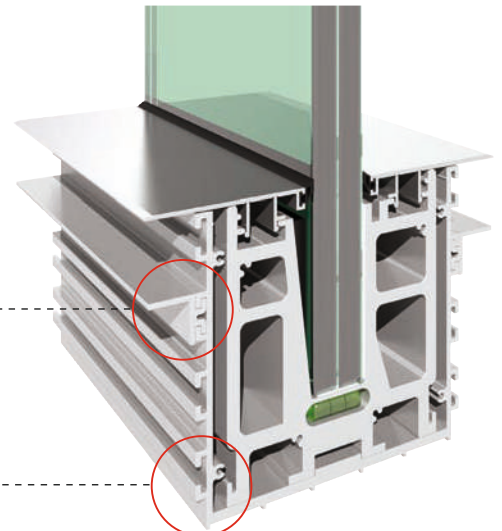
MEF Visible in-floor glass supporting system distinguish your precious buildings with it's durability, aesthetic view and being brand new system. Besides, it provides more view space.

In-floor fixing parts are closed with caps which have special gaskets on it. Provides unlimited view, stability. The best solution Visible CA50.


- Newest and safest system in railing
- Unlimited view
- Aesthetic design
- Easy cleaning




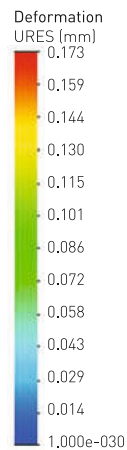
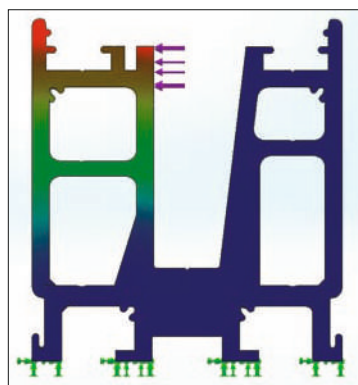
Height Adjusting Profile



Height Adjusting U Case Profile Option

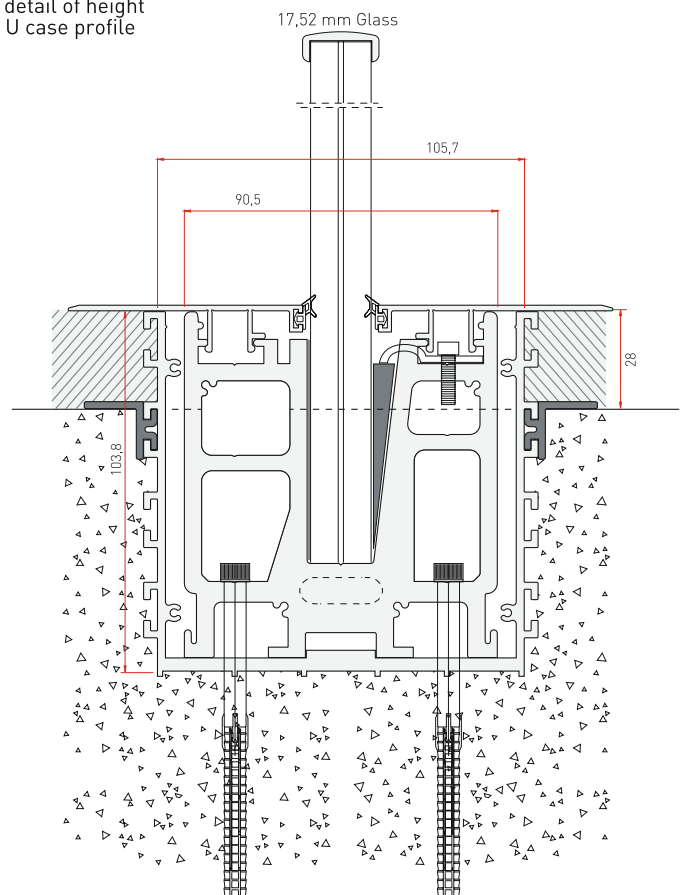
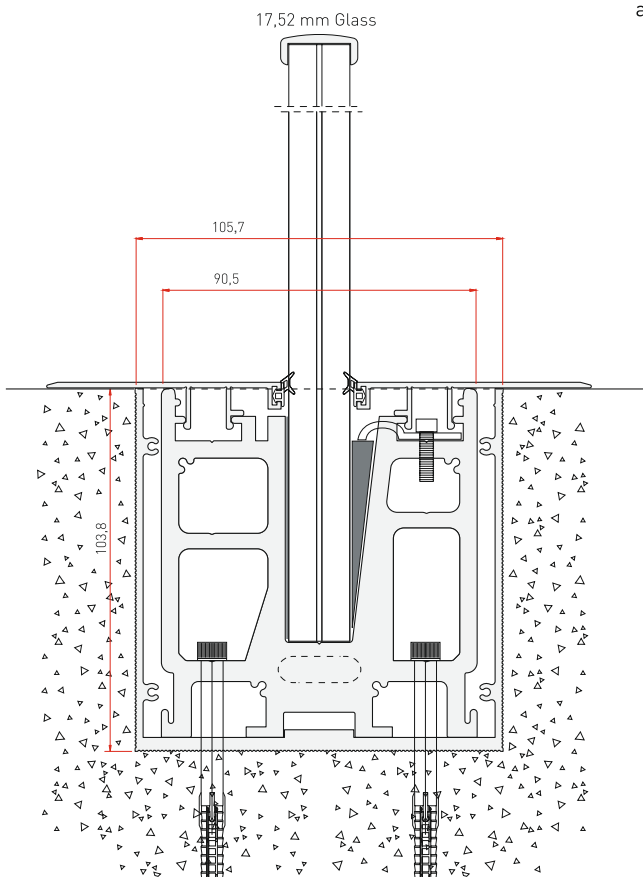


Mass/Block/Masse: 9.89846 kg
Volume/Volumen/Volume: 0.000517958 m³
Density/Dichte/Densité: 2700 kg/m³
Weight/Gewicht/Poids/Force: 13.7052 N



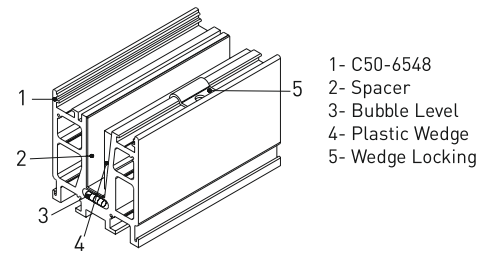
Alloy EN AW 6063
Stress and relocation
results on 1mt base profile
with 1 tone (10.000 nt)
horizontal load to the
highest surface of the
profile.

Installation detail of height
adjustable U case profile




Glass Support Base Shoes


C50-6548

C50-6548/30


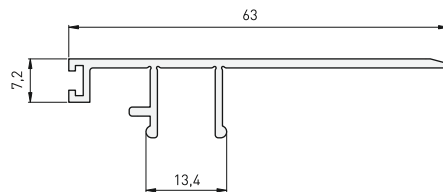
Full Length Glass Support Base Shoe Profile


L: 200 cm
PR-6548

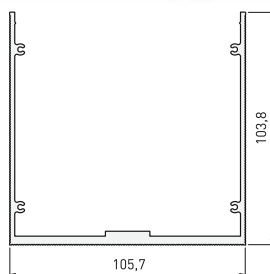

C50-KMS12 Wedge set for 6+6 mm Glass
 C50-KMS16 Wedge set for 8+8 mm Glass
 C50-KMS20 Wedge set for 10+10 mm Glass

Code	C50-5280	C50-5280/30	C50-6548	C50-6548/30	C50-6844	C50-6844/ 30	PR-6548	PR-6844
Length	15 cm	30 cm	15 cm	30 cm	15 cm	30 cm	200 cm	200 cm
Glass Thickness	12,4mm/ 13,52 mm Glass		16,4mm/ 17,52 mm Glass		20,4mm/ 21,52 mm Glass		12,4 / 17,52 mm	20,4 / 21,52 mm
Prefabricated	✓	✓	✓	✓	✓	✓	✓	✓
Plastic Wedge	Included	Included	Included	Included	Included	Included	X	X
Spacer	Included	Included	Included	Included	Included	Included	X	X
Wedge Locking	Included	Included	Included	Included	Included	Included	X	X

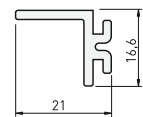
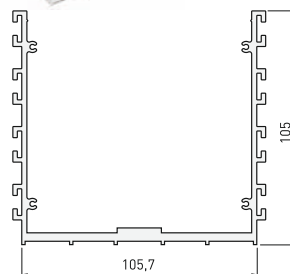
Covers


CA50-6550

CA50-6585

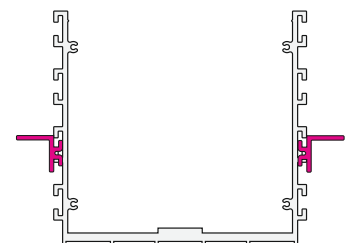
System U Case Profiles


CA50-6557


Height adjustable U case profile

CA50-6830

CA50-6831

Height adjustable U case profile support



Fixing Components


AK-5027K

Chemical Anchor

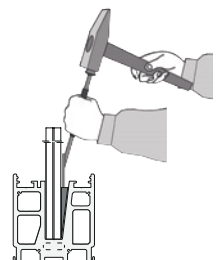

GJ8X150

M8 x 150 Threaded Rod + Washer + Nut

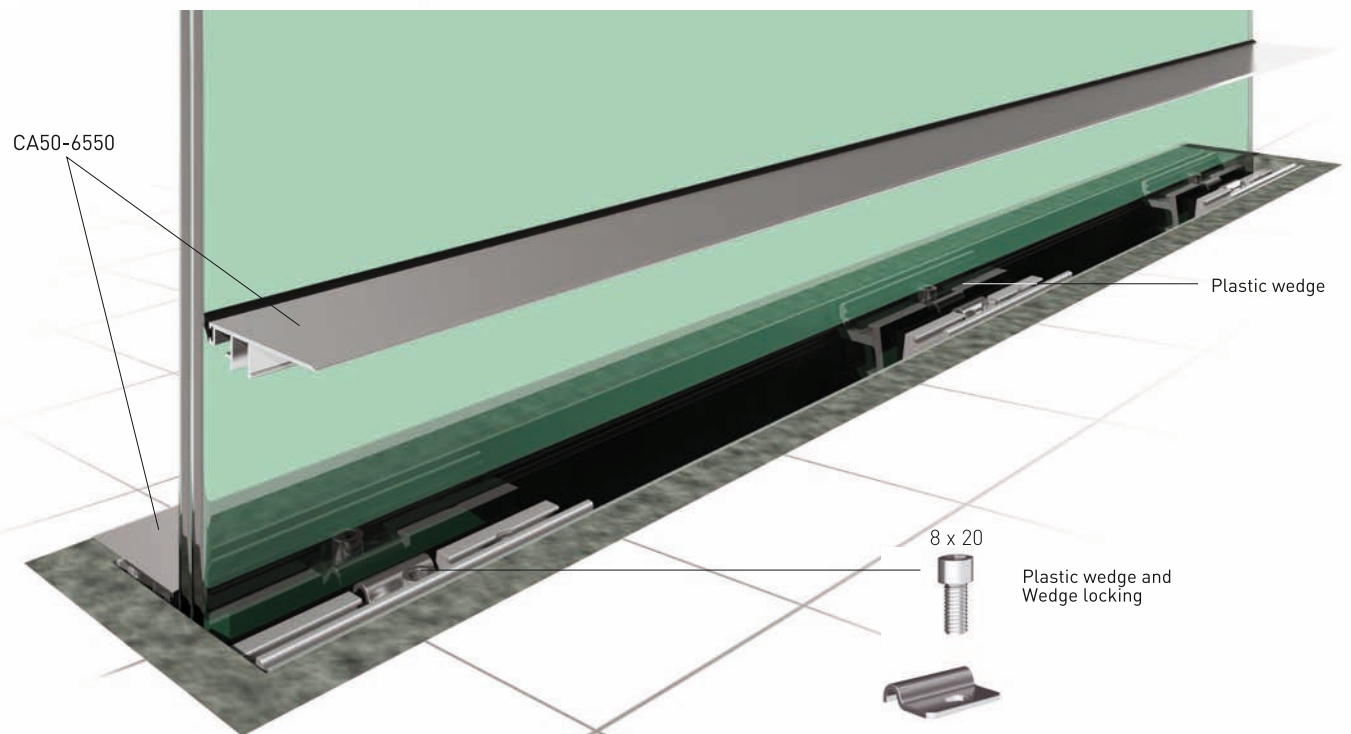
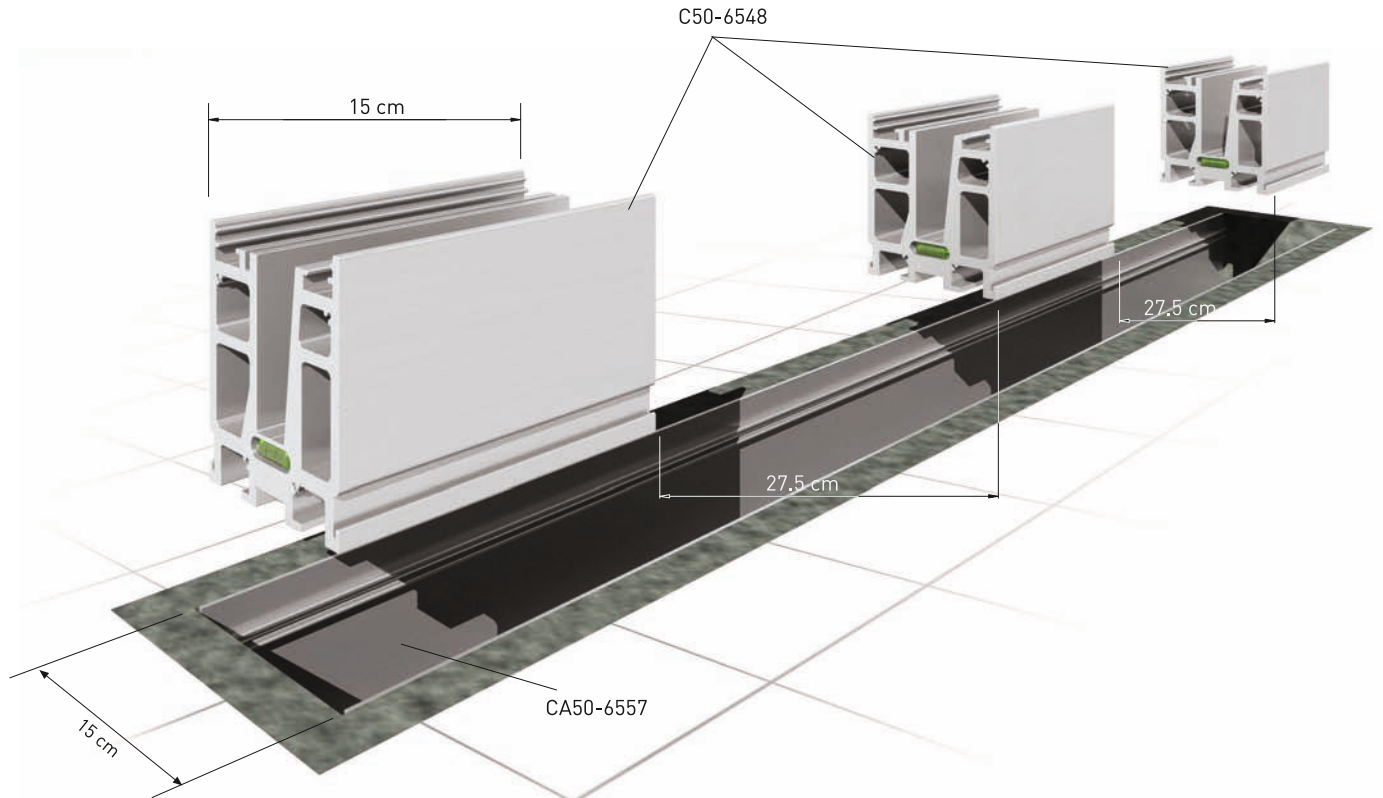

KB10X140

AK-5299

Wedge Fixing Tool



Installation Details





visible systems

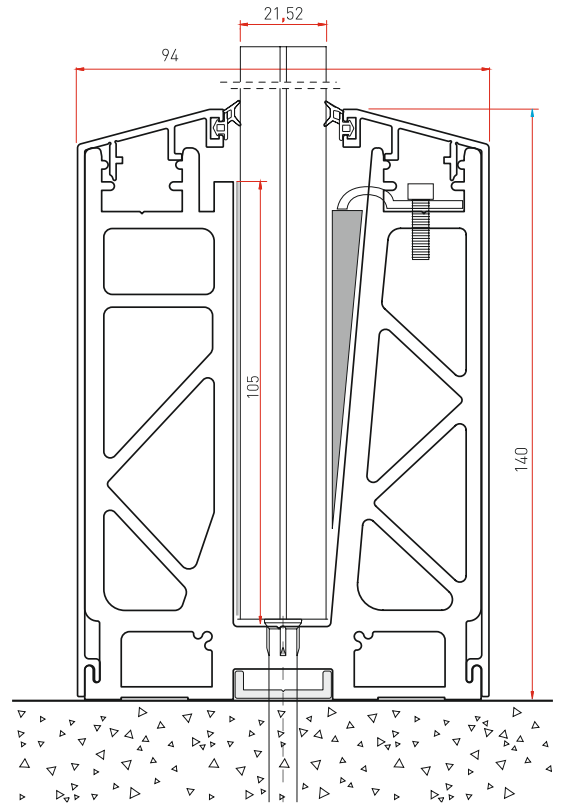

www.mefmetal.com.tr

AS50


on - floor/in - floor glass supporting system




MEF visible AS50 type glass railing is designed for 21,52 mm glass applications and it's glass supporting depth is 100 mm. MEF visible AS50 features in your prestigious projects with it's safety increased design, easy application and aesthetic view.



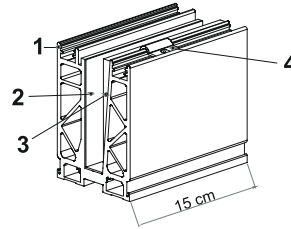
Glass Support Base Shoes



AS50-9019



AS50-9019/30



Material List

- 1- Glass support base shoe
- 2- Spacer
- 3- Plastic wedge
- 4- Wedge locking

Full Length Glass Support Base Shoe Profile



PR-9019



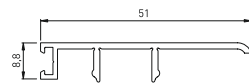
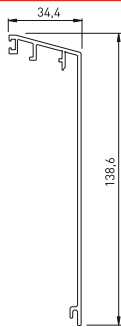
- AS50-KMS12 Wedge Set for 6+6 mm Glass
- AS50-KMS16 Wedge Set for 8+8 mm Glass
- AS50-KMS20 Wedge Set for 10+10 mm Glass

Code	AS50-5290	AS50-5290/30	AS50-9019	AS50-9019/30	AS50-5291	AS50-5291/30	PR-9019
Length	15 cm	30 cm	15 cm	30 cm	15 cm	30 cm	200 cm
Glass Thickness	12,4mm/ 13,52 mm Glass		16,4mm/ 17,52 mm Glass		20,4mm/ 21,52 mm Glass		12,4 mm / 21,52 mm Glass
Prefabricated	✓	✓	✓	✓	✓	✓	✓
Plastic Wedge	Included	Included	Included	Included	Included	Included	X
Spacer	Included	Included	Included	Included	Included	Included	X
Wedge Locking	Included	Included	Included	Included	Included	Included	X

Covers



AS50-7593




AS50-9020

Endcaps



AS50-7593K

Alignment Profile

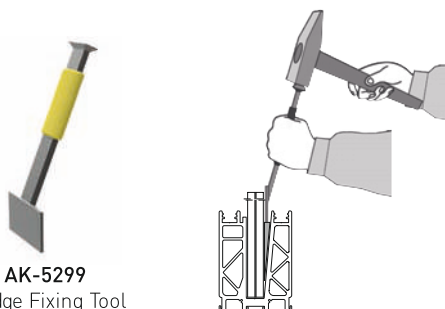


PR-7621
Alignment profile

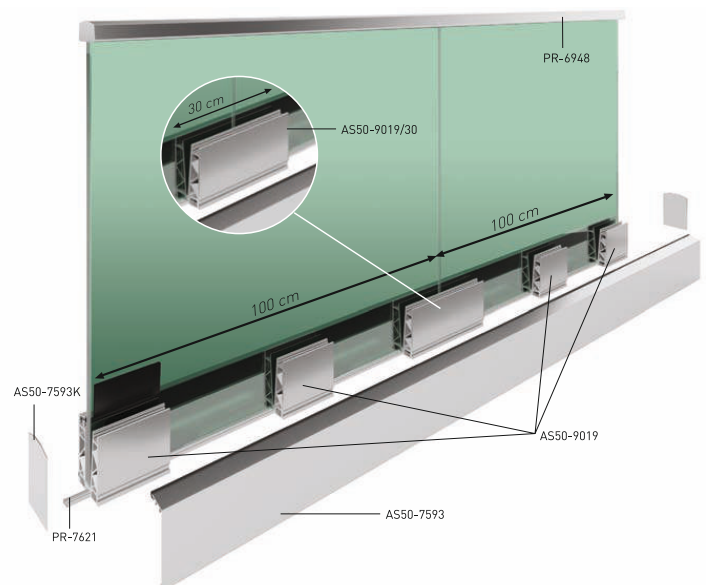
Fixing Components



VJ10X140
Universal Anchor



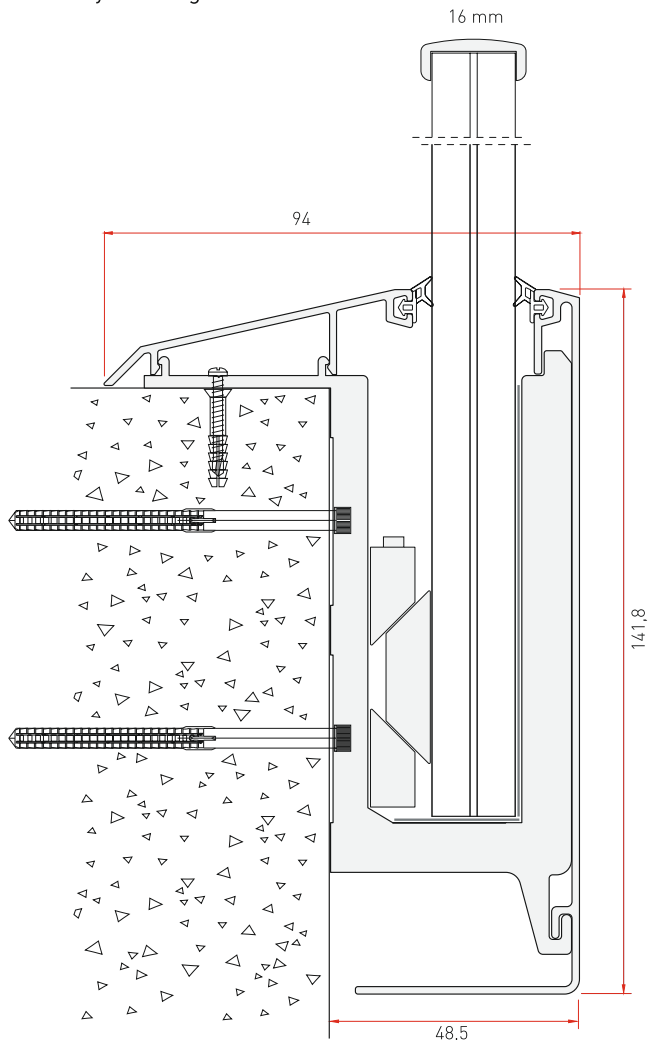
AK-5299
Wedge Fixing Tool





The newest model of Visible railing FX50 is used on external connections. It enriches the view and provides large areas on high class projects and buildings. It makes you feel the stability and durability with first touch... All the details regarding the montage are kept with the cover. Simplicity and aesthetic come into prominence with FX50.

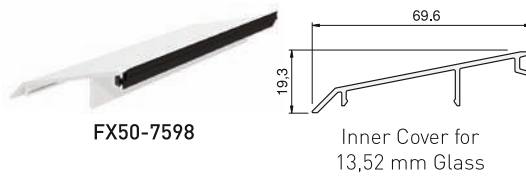
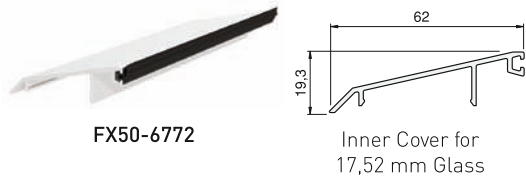
- The best solution for external connection types
- Unlimited view
- Aesthetic design
- Easy cleaning



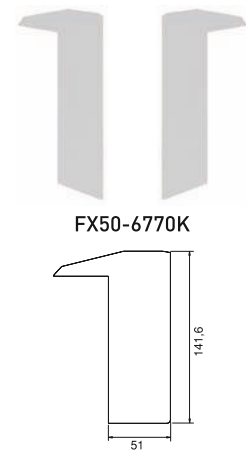
Full Length Base Shoe Profile Kit



Covers




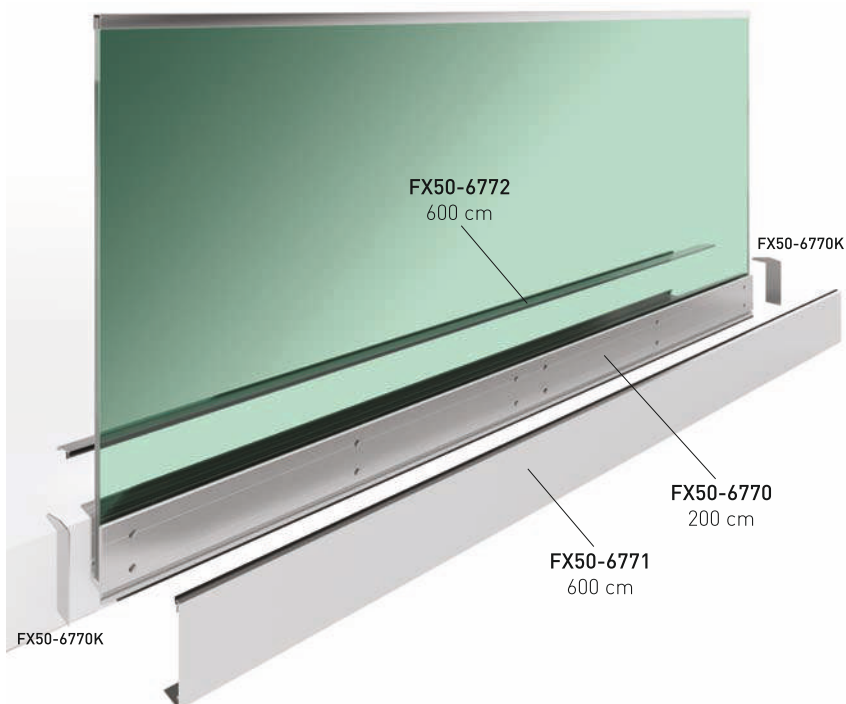
Endcaps



Fixing Components



Installation Details







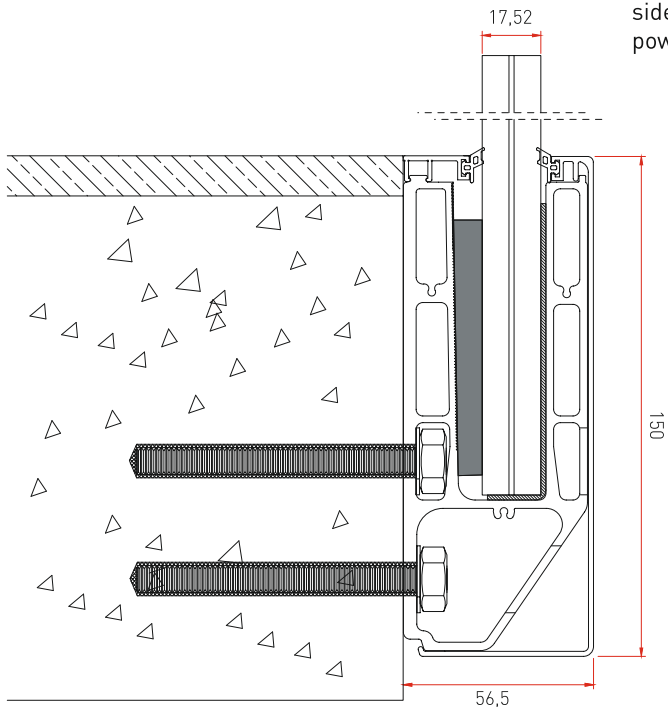
visible systems

www.mefmetal.com.tr

N50R
side fix system



N50R is the continuous base shoe profile for fascia mount application. Aluminium profile is pre-drilled and in 500cm length. Extension at the bottom of aluminium profile has advantage to affix the anchor bolts to underside the slab. Glass panels are fixed with the wedges into aluminium base shoe profile. Cladding covers are hiding anchor holes at the front side of profile and cladding covers have different options of anodizing and powder coating colors.



Glass Support Base Shoe Profile



N50R-9203

Code	N50R-9203
Length	500 cm
Finishing	Mill Finish
Glass Thickness	12,76 mm / 16,76 mm / 17,52 mm / 21,52 mm
Prefabricated	✓
Plastic Wedge+Spacer	X
Gaskets	X

Covers




N50R-9204



N50R-9205


Wedges & Spacer



N50-KMS16 (8+8 mm Glass)
N50-KMS20 (10+10 mm Glass)

Gaskets

Outer Gasket



CNT-025
Outer Gasket

Inner Gaskets



CNT-026
(8+8mm Glass)



CNT-025
(10+10mm Glass)

Endcaps



N50R-9204K

Fixing Components



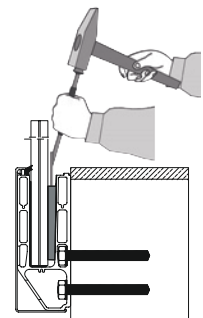
AK-5027K
Chemical Anchor



GJ10X150
M10 x 150 Threaded Rod + Washer + Nut



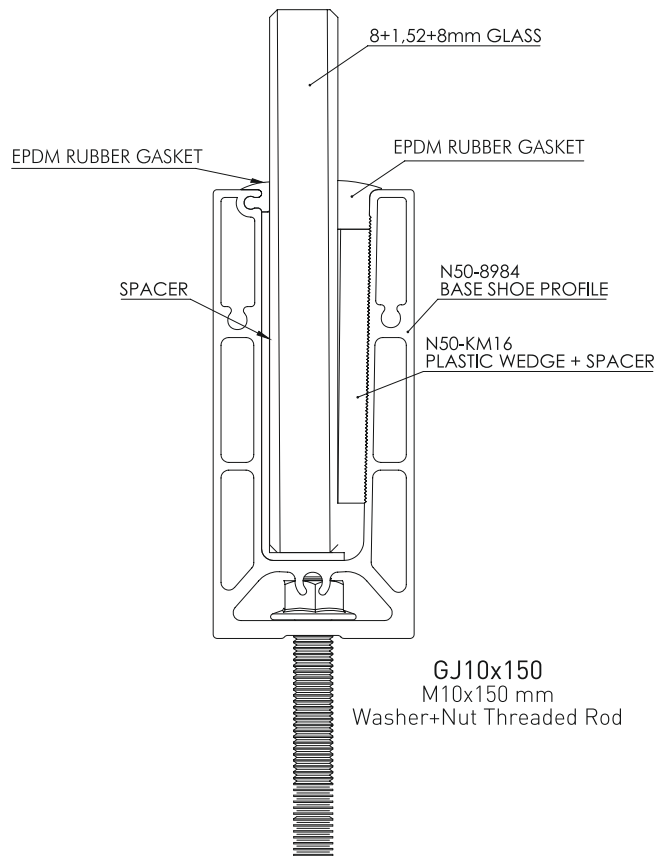
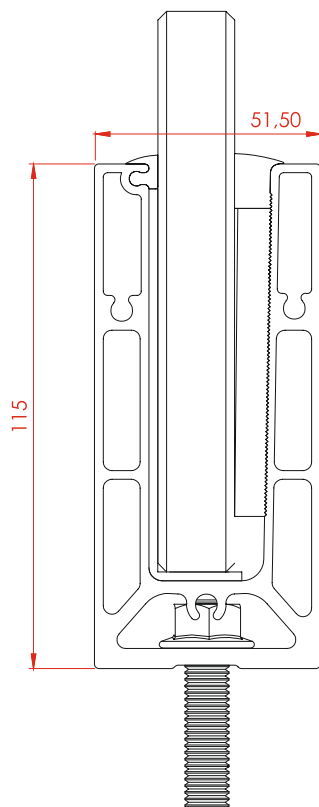
AK-5299
Wedge Fixing Tool





New MEFN50 model anodized Aluminium base shoe channel profile is perfect for both interior and exterior frameless glass railings that require floor mounting. Its linear design ensures a sleek and modern decor for all types of railings and balconies with a clear view. Weather-resistant, the base shoe is designed to accommodate glass panels with several thicknesses. N50 frameless glass railing profile is compatible with 5+5mm, 6+6mm, 8+8mm, 10+10mm glass panels. Simply affix to the floor of the balcony with an anchor bolt before inserting the glass panel. Install the glass panel by putting it inside the profile.

- Full length Aluminium profile
- Fast Installation
- Aesthetic design






Full Length Base Shoe Profile



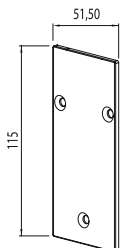
N50-8984



N50-KMS10 (Wedge set for 5+5 mm Glass)
N50-KMS12 (Wedge set for 6+6 mm Glass)
N50-KMS16 (Wedge set for 8+8 mm Glass)
N50-KMS20 (Wedge set for 10+10 mm Glass)

Code	N50-8984
Length	500 cm
Finishing	Natural Anodize / Powder Coating
Glass Thickness	10,76mm/12,76mm/16,76mm/17,52mm/21,52mm
Prefabricated	✓
Plastic Wedge+Spacer	X
Gaskets	X

Endcaps



N50-8984K

Gaskets



N50-CNT10 Rubber gasket set (5+5mm Glass)
N50-CNT12 Rubber gasket set (6+6mm Glass)
N50-CNT16 Rubber gasket set (8+8mm Glass)
N50-CNT20 Rubber gasket set (10+10mm Glass)

Fixing Components



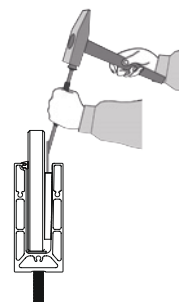
AK-5027K
Chemical Anchor



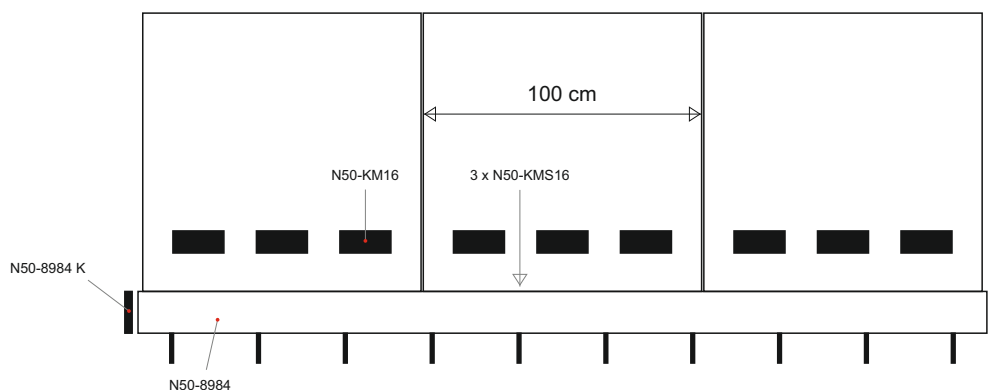
GJ10X150
M10 x 150 Threaded Rod + Washer + Nut





AK-5299
Wedge Fixing Tool



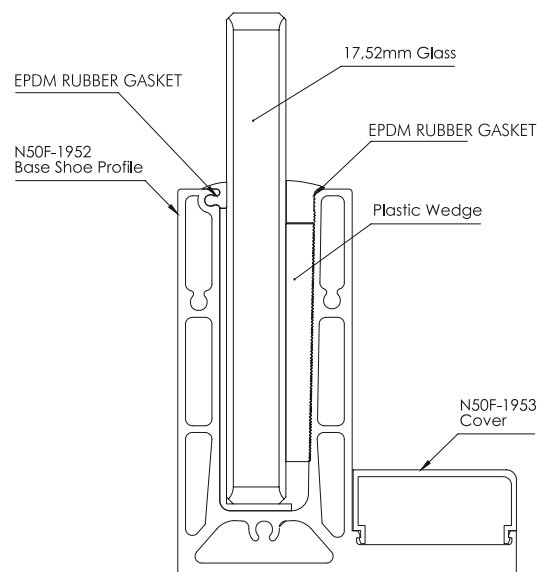
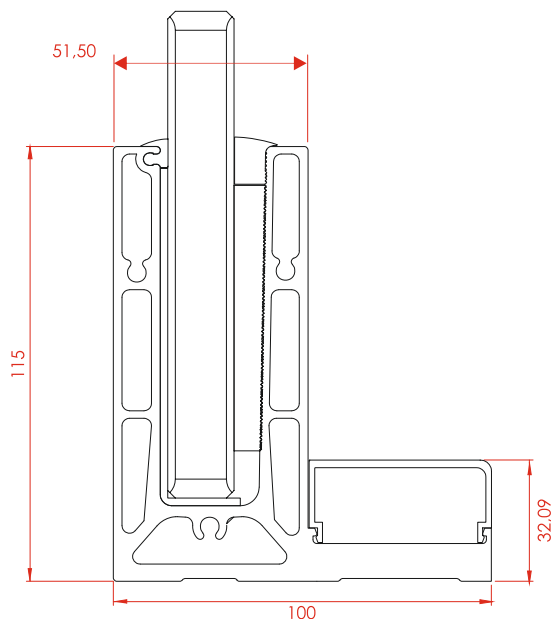
Installation Details





New MEF N50F anodized aluminium base shoe is perfect for both interior and exterior frameless glass balustrades that require floor mounting. Its F-shaped design makes it the optimal choice for applications under cement screeds during new constructions. When mounting directly on the floor, this base shoe profile can be covered by a profile to hide the installation holes and anchor bolts. Simply affix to the floor of the balcony with an anchor bolt before inserting the glass panel. Install the glass panel by putting it inside the profile.

- Full length Aluminium profile
- Fast Installation
- Double type use (in-floor, on-floor)






Full Length Base Shoe Profile



N50F-1952



N50-KMS10 (Wedge set for 5+5 mm Glass)
N50-KMS12 (Wedge set for 6+6 mm Glass)
N50-KMS16 (Wedge set for 8+8 mm Glass)
N50-KMS20 (Wedge set for 10+10 mm Glass)

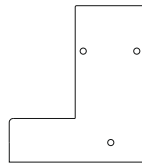
Code	N50F-1952
Length	500 cm
Finishing	Natural Anodize / Powder Coating
Glass Thickness	10,76mm/12,76mm/16,76mm/17,52mm/21,52mm
Prefabricated	✓
Plastic Wedge+Spacer	X
Gaskets	X

Covers



N50F-1953

Endcaps



N50F-1953K

Gaskets



N50-CNT10 Rubber gasket set (5+5mm Glass)
N50-CNT12 Rubber gasket set (6+6mm Glass)
N50-CNT16 Rubber gasket set (8+8mm Glass)
N50-CNT20 Rubber gasket set (10+10mm Glass)

Fixing Components



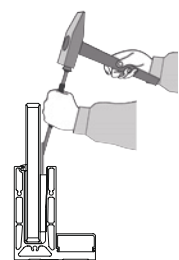
AK-5027K
Chemical Anchor



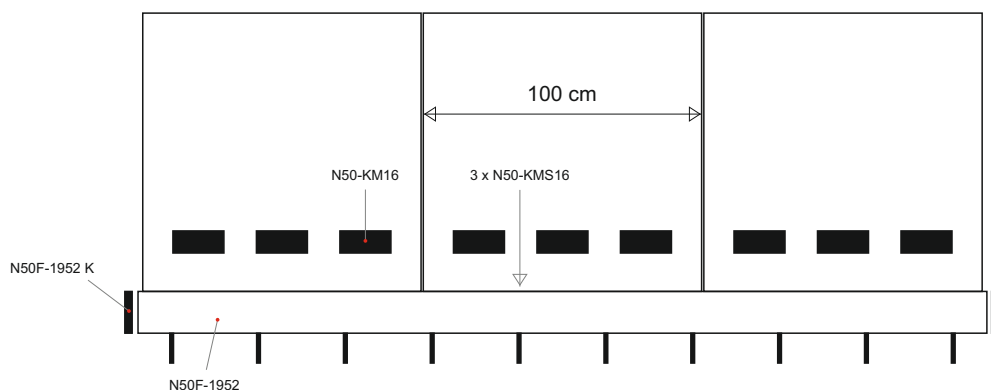
GJ10X150
M10 x 150 Threaded Rod + Washer + Nut



AK-5299
Wedge Fixing Tool

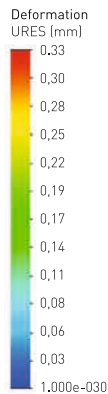


Installation Details



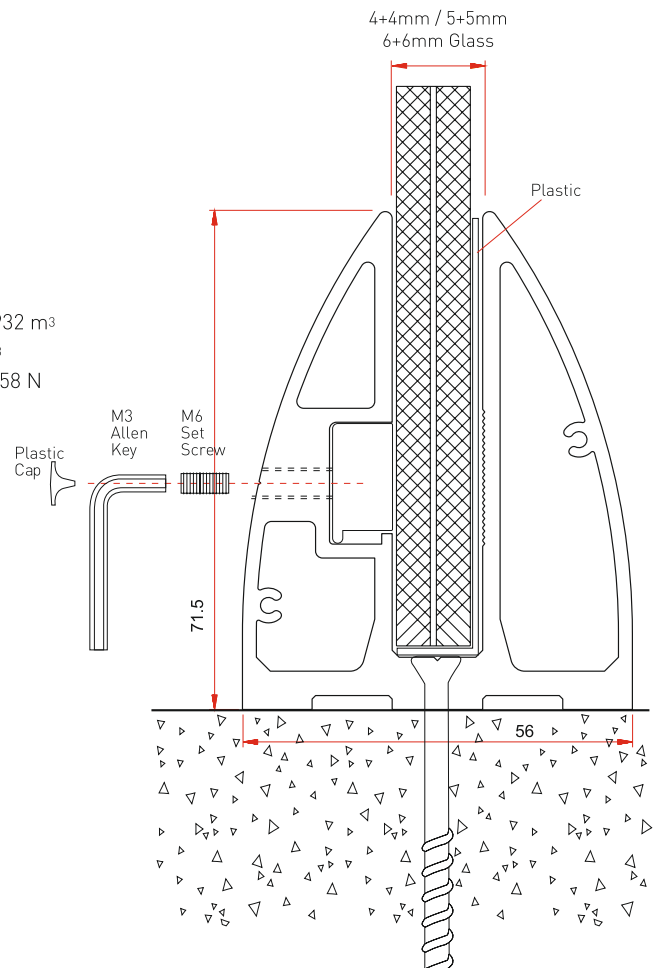


Visiable S40 is the recent and most economic type in Visiable series which is suitable for 8 mm, 10 mm and 12 mm glass thickness. The glass is fixed with glass pressing mechanism in main profile. It gives aesthetic and sturdy results if it is supported with on-glass profiles connected to the wall.



Mass/Block/Masse: 2.77916 kg
 Volume/Volumen/Volume: 0.00102932 m³
 Density/Dichte/Densité: 2700 kg/m³
 Weight/Gewicht/Poids/Force: 27.2358 N

Alloy EN AW 6063
 Stress and relocation results on 1 m. base profile with 350 kg horizontal load to the highest surface of the profile.



Full Length Base Shoe Profile



S40-6981

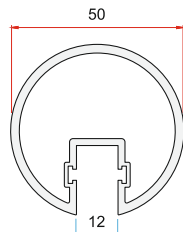
Code	S40-6981
Length	600 cm / 580 cm
Glass Thickness	8,76 mm / 10,76 mm / 12,76 mm Glass
Finish	Anodized / RAL Powder Coated
Prefabricated	✓
Spacer	✓
Pressing Profile +Set Screws	✓

Glass Adapter


Top Rail



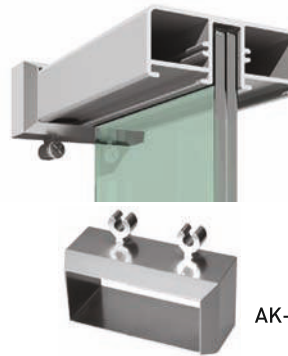
AK-5146
Glass Fixing Accessory



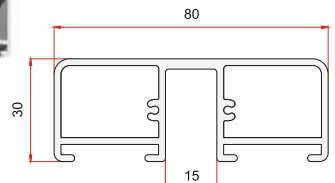
Code: PR-5148
On-Glass Profile



PR-5148T

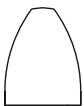


AK-7116F



PR-7116

Endcap



S40-6981K





visible systems

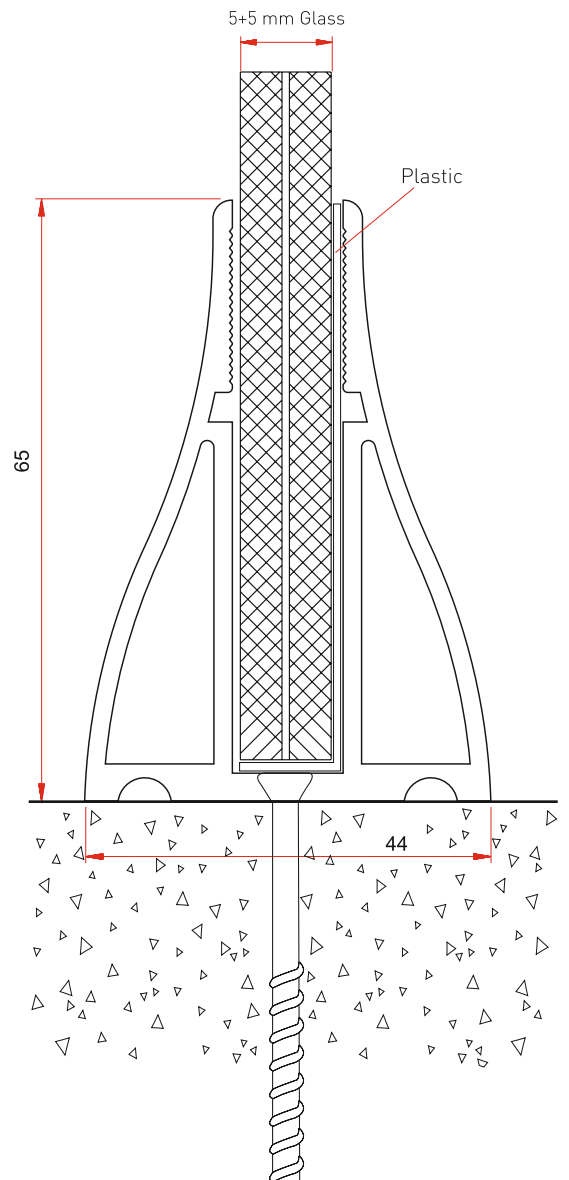
www.mefmetal.com.tr

S40E

on - floor glass supporting system



S40E is the alternative solution to S40 type but it is proper only for 10 mm thickness glass. It gives aesthetic and sturdy results if it is supported with on-glass profiles connected to the wall.



Full Length Base Shoe Profiles

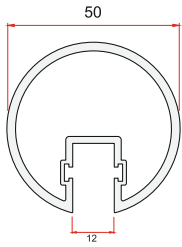


PR-7015



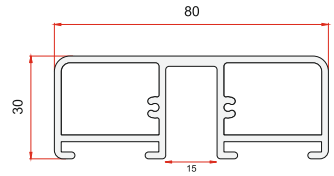
PR-8735

Top Rail



Code: PR-5148
On-Glass Profile

PR-5148T



PR-7116



AK-7116F

Endcap



S40E-7015K





visible systems

www.mefmetal.com.tr

AL50

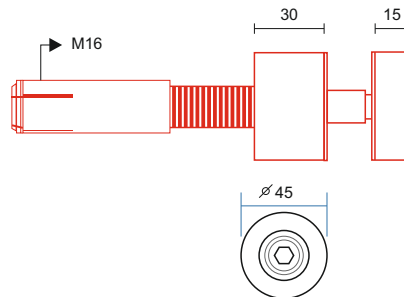

external glass supporting system



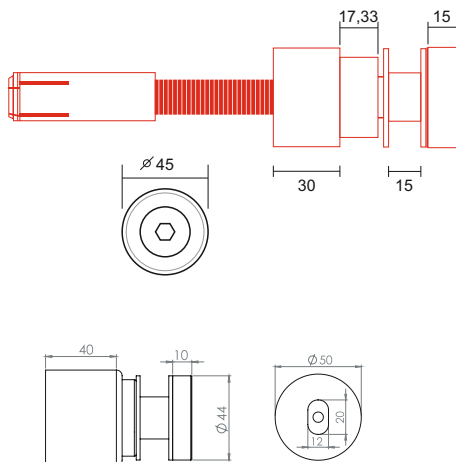
The MEFSandoff Glass Adapters are fully frameless glass railing systems that eliminate vertical posts. Sandoff Glass Adapters allow the glass to "float" off the fascia and are not visible from the interior side of the glass, giving the seamless appearance of almost no railing at all. MEFSandoff Glass adapters are compatible with 8+8mm and 10+10mm glass. Available in a variety of styles and sizes, Sandoff Glass Adapters are sleek and contemporary, providing an artistic appearance that enhances both interior and exterior environments.




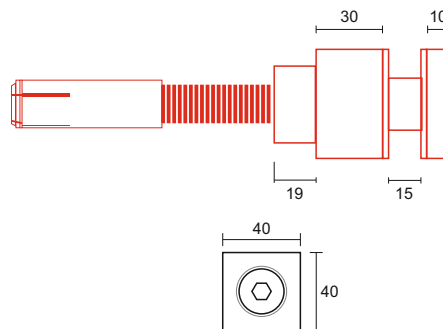

Standoff Glass Adapter



Adjustable Standoff Glass Adapter

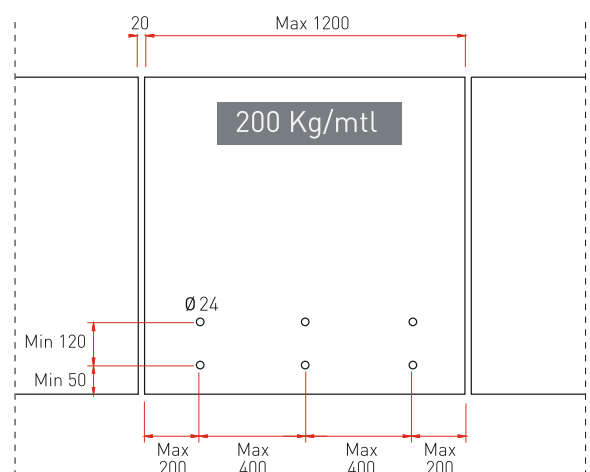
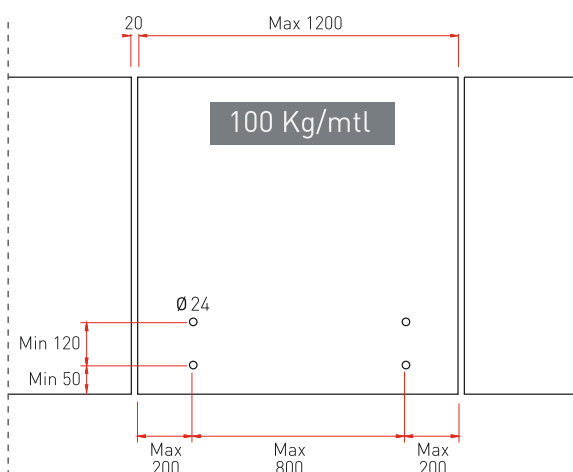


Adjustable Square Standoff Glass Adapter



Installation Details (8+8+1,52)

Installation Guide on Glass (Hole Drilling Dimensions)





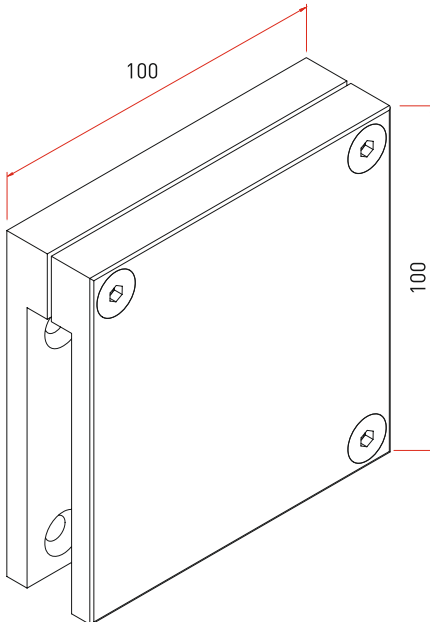
visible systems

www.mefmetal.com.tr

Vista100
external glass supporting system



Vista series means aesthetic and minimalist details. Vista 100 is the best solution for narrow balconies which is serving newest, minimalist, aesthetic, simple and economic glass railings to your projects. Just fix the V100 glass holders to the four points of wall, put the glass inside the holders and close the holders with screws on it. The holders are suitable for 4+4 mm and 5+5 mm glass thickness.



Square Standoff Glass Holder



V100



VJ10X140
Universal Anchor

- Aesthetic Design
- Easy Installation
- Unlimited View
- Cost Effective



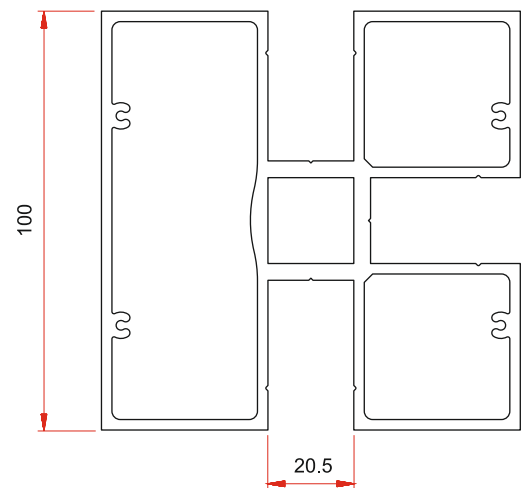



visible systems

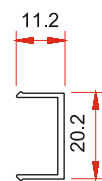
www.mefmetal.com.tr

Vista200

external glass supporting system



PR-7132



AK-7133



System Profiles



PR-7132



PR-7133



AK-5027K
Chemical Anchor




AK-5003V/60
Steel Anchor (60 cm)


System Components




AK-7132F



AK-7132P
Pyramide Cap



AK-7132D
Flat Cap



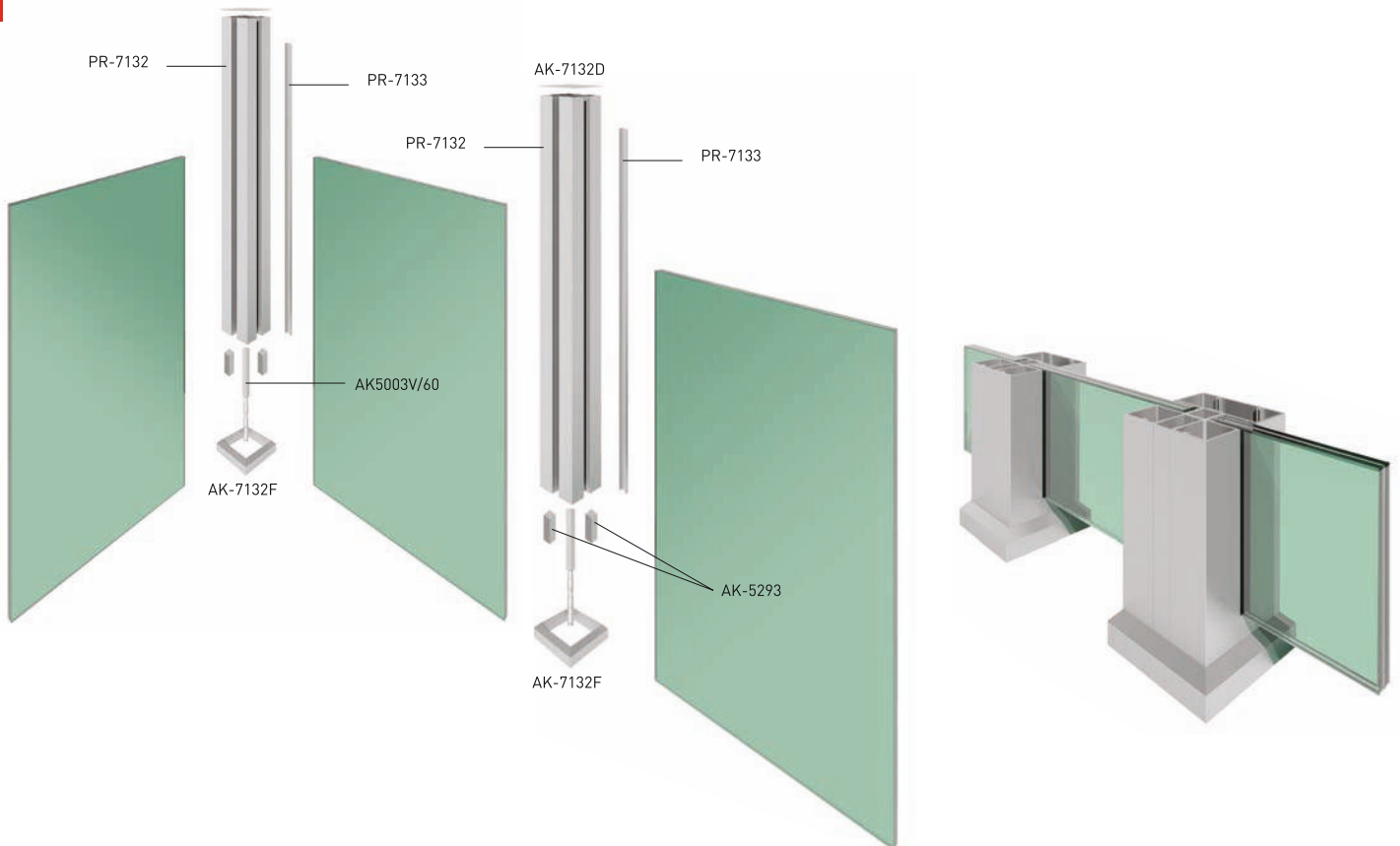
AK-7132U

AK-7132C



AK-5293
Glass Stopper
Base Chock

Installation Details





visible systems

www.mefmetal.com.tr

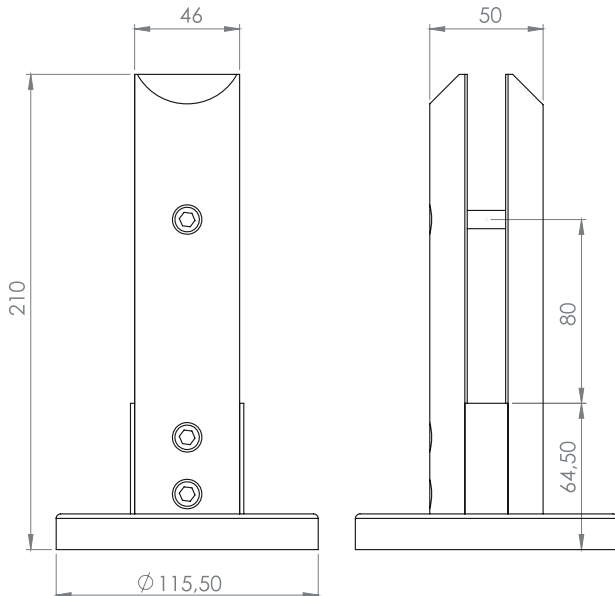
Vista300

spigot system



V300

New Visible serie Vista300 is serving newest, minimalist, aesthetic, simple and economic glass railings to your projects. Vista300 spigots are designed for especially swimming pools, outdoor separation, garden separations. Vista300 spigots bring time, value, aesthetic and difference to your projects with advantages of easy installation.





visible systems

www.mefmetal.com.tr

Vista310

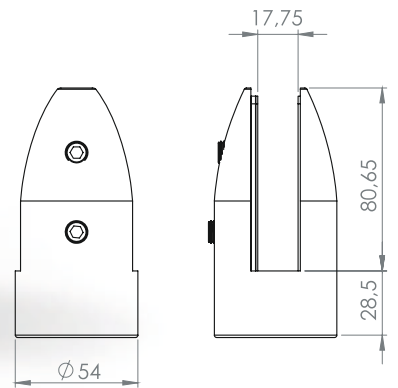
spigot system



V310 spigot includes a clamp to hold the glass. When combined with toughened glass, you get high-quality balustrade suitable for a wide range of applications. Add contemporary style to homes. Whether for the outer area of a swimming pool or raised decking, this balustrade is the perfect blend of looks, function and versatility..



V310





visible systems

www.mefmetal.com.tr

Vista320

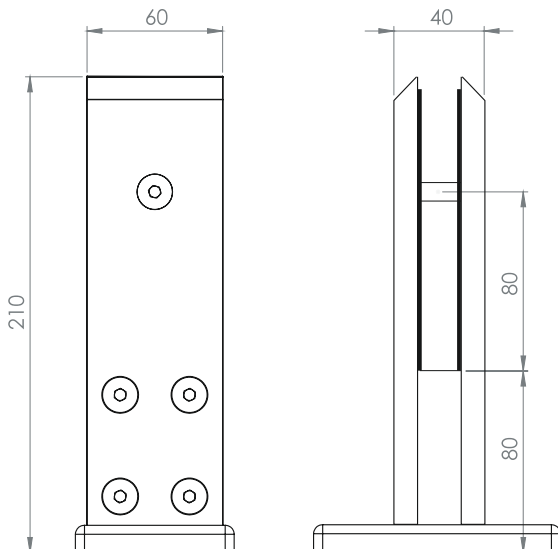
spigot system



V320



V320 Square model glass spigots are commonly used for creating fenced areas around entrances, walkways, decking or swimming pools, glass spigots can also be used as short posts to elevate or increase the height of existing structures. These economic frameless glass railing solutions are an easy and effective way of creating impressive designs for residential and commercial buildings.





visible systems

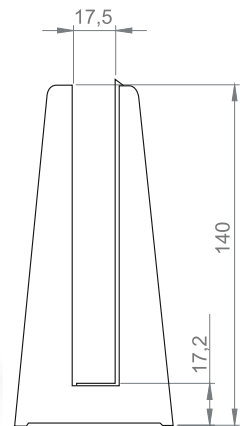

www.mefmetal.com.tr

Vista330

spigot system



V330 spigot holds the glass with wedge. There is no need to drill the glass. When combined with toughened glass, you get high-quality balustrade suitable for a wide range of applications. Add contemporary style to homes. Whether for the outer area of a swimming pool or raised decking, this balustrade is the perfect blend of looks, function and versatility..



V330

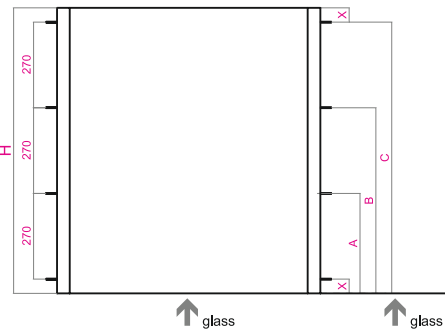




Frameless glass juliete balcony is great for inward opening doors in bedrooms etc. It allows a clear view out from the room and brings the outside in. Designed to building regulations, the balcony will achieve 1100mm (1.1m) high. In spite of this minimalist design, the sleek vertical aluminium profiles will let you create Juliet Balconies that span distances up to 2800mm.

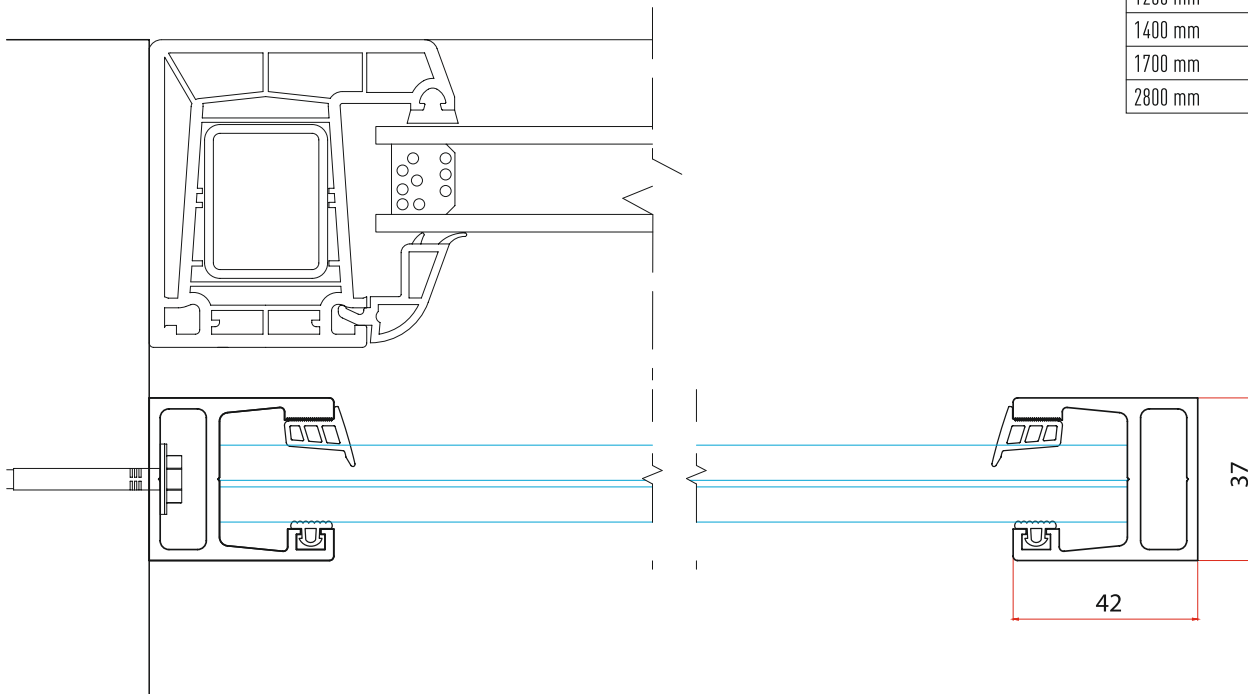
Juliet series have 2 options.

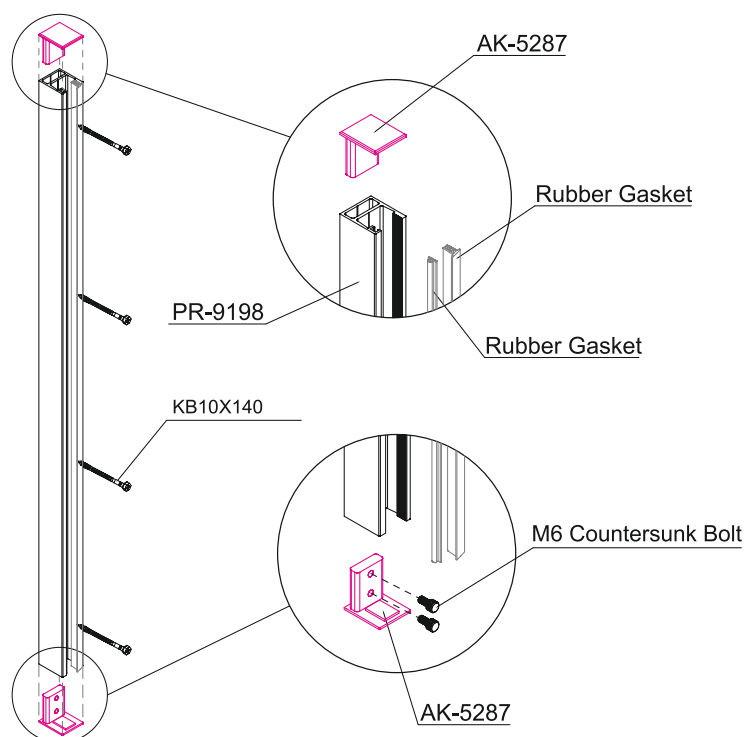
- Side mount type
- Window frame mount type



Height (H)	900 mm	1000 mm	1100 mm
A	315 mm	365 mm	415 mm
B	585 mm	635 mm	685 mm
C	855 mm	905 mm	955 mm
X	45 mm	95 mm	145 mm

Glass width up to	Minimum Glass thickness
1200 mm	10.76 mm
1400 mm	12.76 mm
1700 mm	16.76 mm
2800 mm	21.52 mm





PRE SIZED READY KITS


Finish	Anodized (Matt Natural)		
Height	900 mm	1000 mm	1100 mm
Rubber Set for Glass	Code	Code	Code
10.7 - 13.5 mm	J100.90.10.1	J100.100.10.1	J100.110.10.1
16.7 - 17.5 mm	J100.90.10.2	J100.100.10.2	J100.110.10.2
20 - 21.5 mm	J100.90.10.3	J100.100.10.3	J100.110.10.3

Finish	RAL (Anthracite Gray)		
Height	900 mm	1000 mm	1100 mm
Rubber Set for Glass	Code	Code	Code
10.7 - 13.5 mm	J100.90.20.1	J100.100.20.1	J100.110.20.1
16.7 - 17.5 mm	J100.90.20.2	J100.100.20.2	J100.110.20.2
20 - 21.5 mm	J100.90.20.3	J100.100.20.3	J100.110.20.3

Finish	RAL (White)		
Height	900 mm	1000 mm	1100 mm
Rubber Set for Glass	Code	Code	Code
10.7 - 13.5 mm	J100.90.22.1	J100.100.22.1	J100.110.22.1
16.7 - 17.5 mm	J100.90.22.2	J100.100.22.2	J100.110.22.2
20 - 21.5 mm	J100.90.22.3	J100.100.22.3	J100.110.22.3

Finish	Mill Finish		
Height	900 mm	1000 mm	1100 mm
Rubber Set for Glass	Code	Code	Code
10.7 - 13.5 mm	J100.90.30.1	J100.100.30.1	J100.110.30.1
16.7 - 17.5 mm	J100.90.30.2	J100.100.30.2	J100.110.30.2
20 - 21.5 mm	J100.90.30.3	J100.100.30.3	J100.110.30.3


Do It Yourself



Outer Rubber Gaskets



Inner Rubber Gaskets

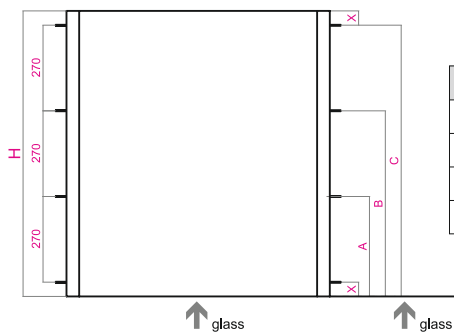




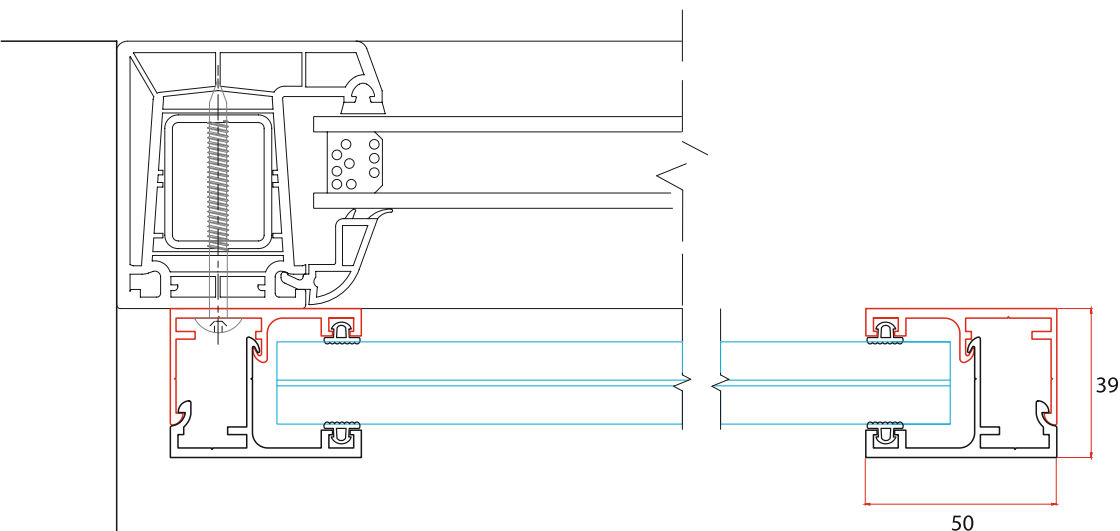
Beautiful, contemporary, modern and unobtrusive...

Frameless glass juliete balcony is great for inward opening doors in bedrooms etc. It allows a clear view out from the room and brings the outside in. Designed to building regulations, the balcony will achieve 1100mm (1.1m) high. In spite of this minimalist design, the sleek vertical aluminium profiles will let you create Juliet Balconies that span distances up to 2800mm. Juliet series have 2 options.

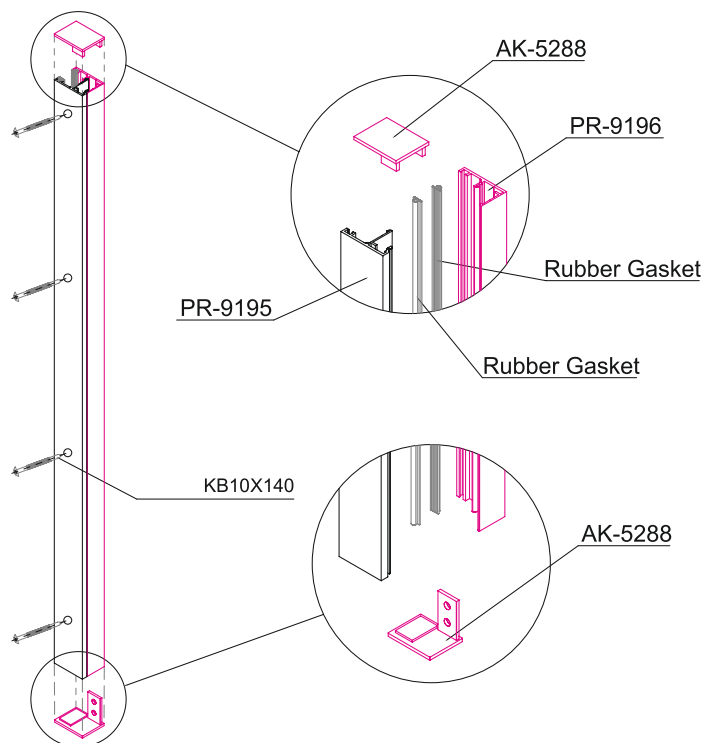
- Side mount type
- Window frame mount type



Height (H)	900 mm	1000 mm	1100 mm
A	315 mm	365 mm	415 mm
B	585 mm	635 mm	685 mm
C	855 mm	905 mm	955 mm
X	45 mm	95 mm	145 mm



Glass width up to	Minimum Glass thickness
1200 mm	10.76 mm
1400 mm	12.76 mm
1700 mm	16.76 mm
2800 mm	21.52 mm



PRE SIZED READY KITS

Finish	Anodized (Matt Natural)		
Height	900mm	1000mm	1100mm
Rubber Set for Glass	Code	Code	Code
10.7 - 13.5mm	J120.90.10.1	J120.100.10.1	J120.110.10.1
16.7 - 17.5mm	J120.90.10.2	J120.100.10.2	J120.110.10.2
20 - 21.5mm	J120.90.10.3	J120.100.10.3	J120.110.10.3

Finish	RAL (Anthracite Gray)		
Height	900mm	1000mm	1100mm
Rubber Set for Glass	Code	Code	Code
10.7 - 13.5mm	J120.90.20.1	J120.100.20.1	J120.110.20.1
16.7 - 17.5mm	J120.90.20.2	J120.100.20.2	J120.110.20.2
20 - 21.5mm	J120.90.20.3	J120.100.20.3	J120.110.20.3

Finish	RAL (White)		
Height	900mm	1000mm	1100mm
Rubber Set for Glass	Code	Code	Code
10.7 - 13.5 mm	J120.90.22.1	J120.100.22.1	J120.110.22.1
16.7 - 17.5 mm	J120.90.22.2	J120.100.22.2	J120.110.22.2
20 - 21.5 mm	J120.90.22.3	J120.100.22.3	J120.110.22.3

Finish	Mill Finish		
Height	900mm	1000mm	1100mm
Rubber Set for Glass	Code	Code	Code
10.7 - 13.5mm	J120.90.30.1	J120.100.30.1	J120.110.30.1
16.7 - 17.5mm	J120.90.30.2	J120.100.30.2	J120.110.30.2
20 - 21.5mm	J120.90.30.3	J120.100.30.3	J120.110.30.3

Do It Yourself

Rubber Gaskets

